



320 North Cedar Bluff

Knoxville, Tennessee 37923

Property Features

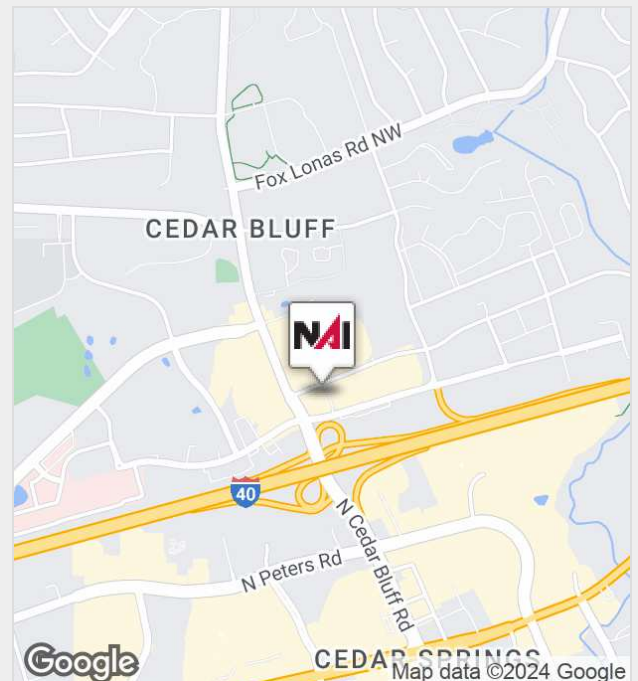
- Prime location at the intersection of Executive Park and Cedar Bluff
- Interstate visibility
- Only building in Knoxville with 2 bank tenants

Amenities

- On site Security Guard during regular business hours
- Large Conference/Training room available to tenants

Lease Rate

17.50 SF/Yr



For more information:

Matt Fentress, RPA, CPM, CCIM, SIOR
+1 865 777 3037 • mfentress@koellamoore.com

NO WARRANTY OR REPRESENTATION, EXPRESS OR IMPLIED, IS MADE AS TO THE ACCURACY OF THE INFORMATION CONTAINED HEREIN, AND THE SAME IS SUBMITTED SUBJECT TO ERRORS, OMISSIONS, CHANGE OF PRICE, RENTAL OR OTHER CONDITIONS, PRIOR SALE, LEASE OR FINANCING, OR WITHDRAWAL WITHOUT NOTICE, AND OF ANY SPECIAL LISTING CONDITIONS IMPOSED BY OUR PRINCIPALS NO WARRANTIES OR REPRESENTATIONS ARE MADE AS TO THE CONDITION OF THE PROPERTY OR ANY HAZARDS CONTAINED THEREIN ARE ANY TO BE IMPLIED.

NAI Koella | RM Moore
255 N Peters Road, Suite 101
+1 865 531 6400
www.koellamoore.com

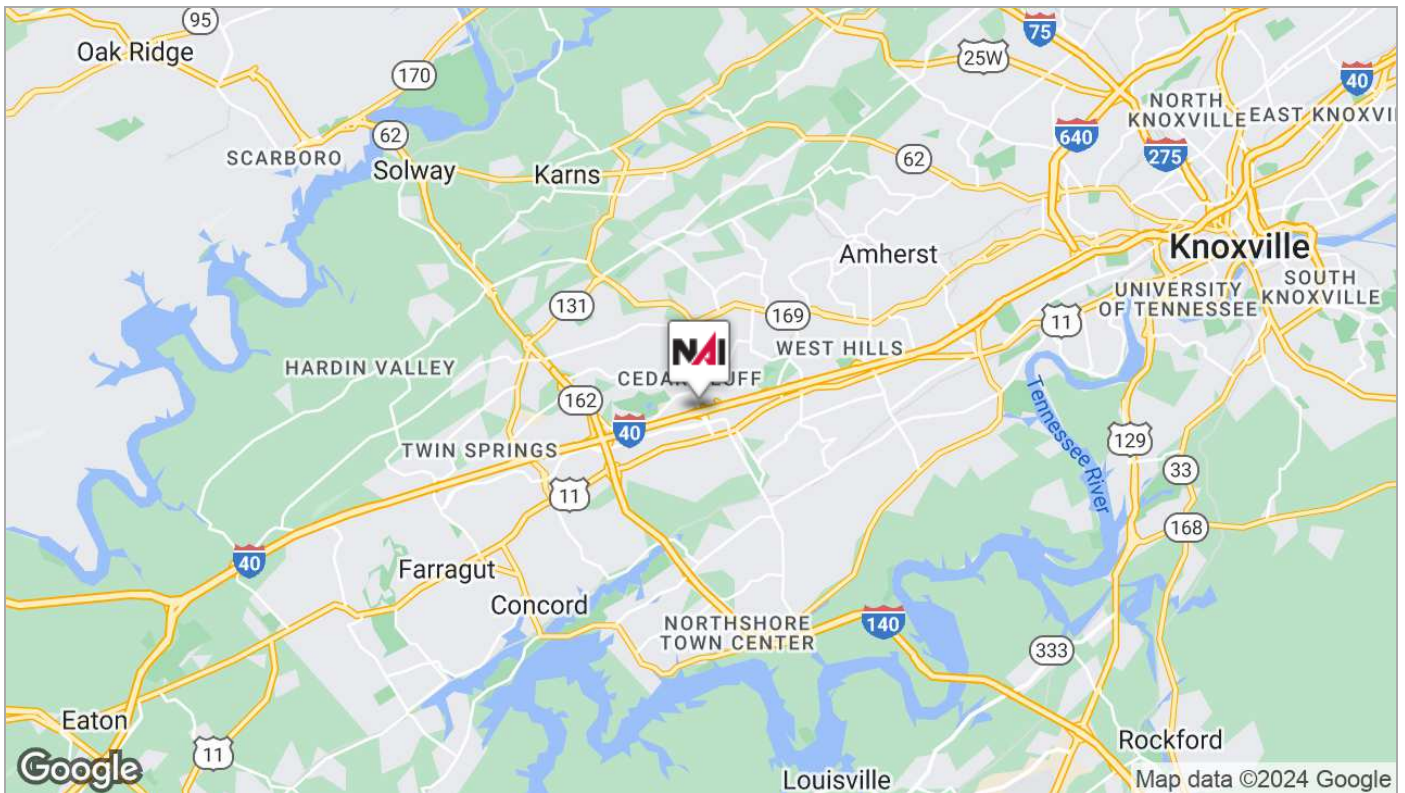
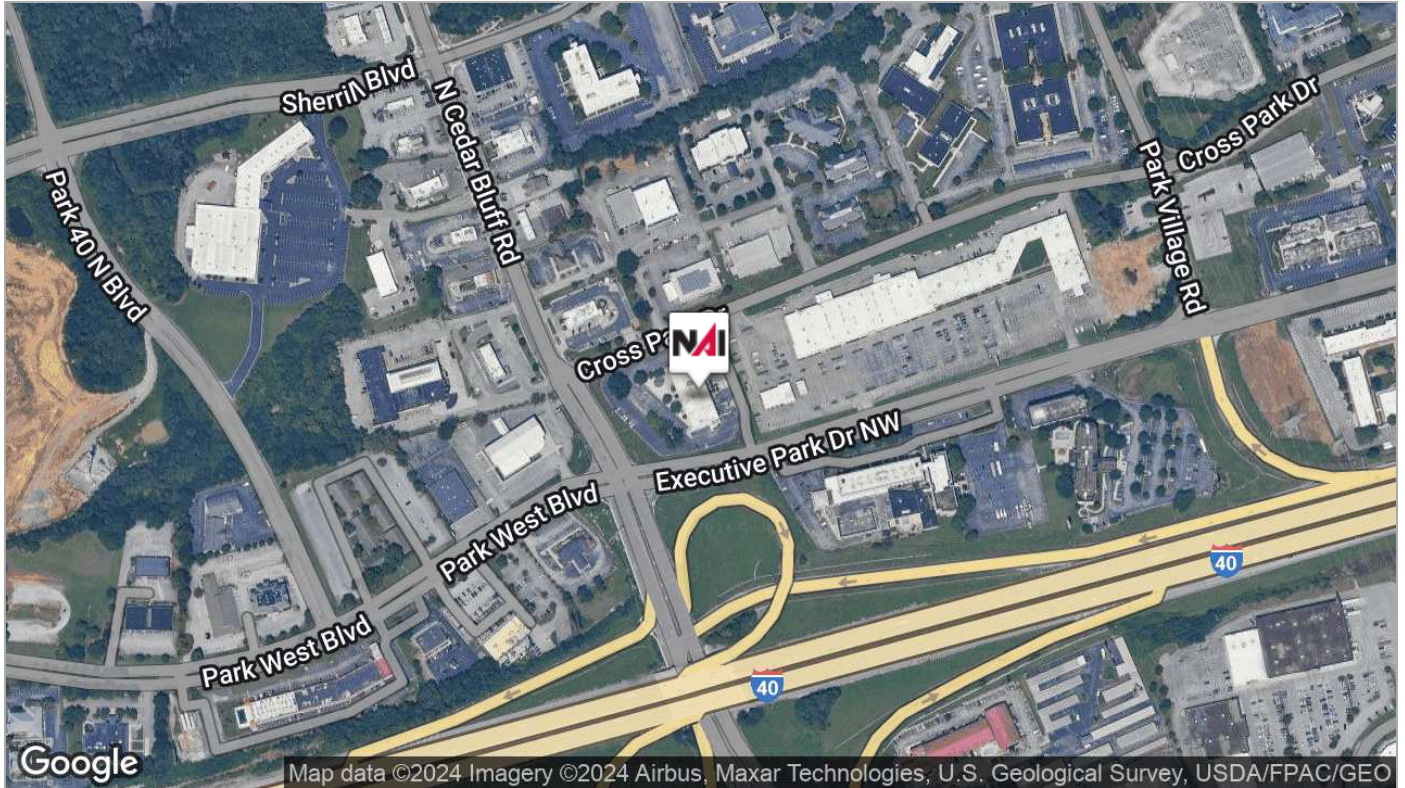
For Lease

Photos

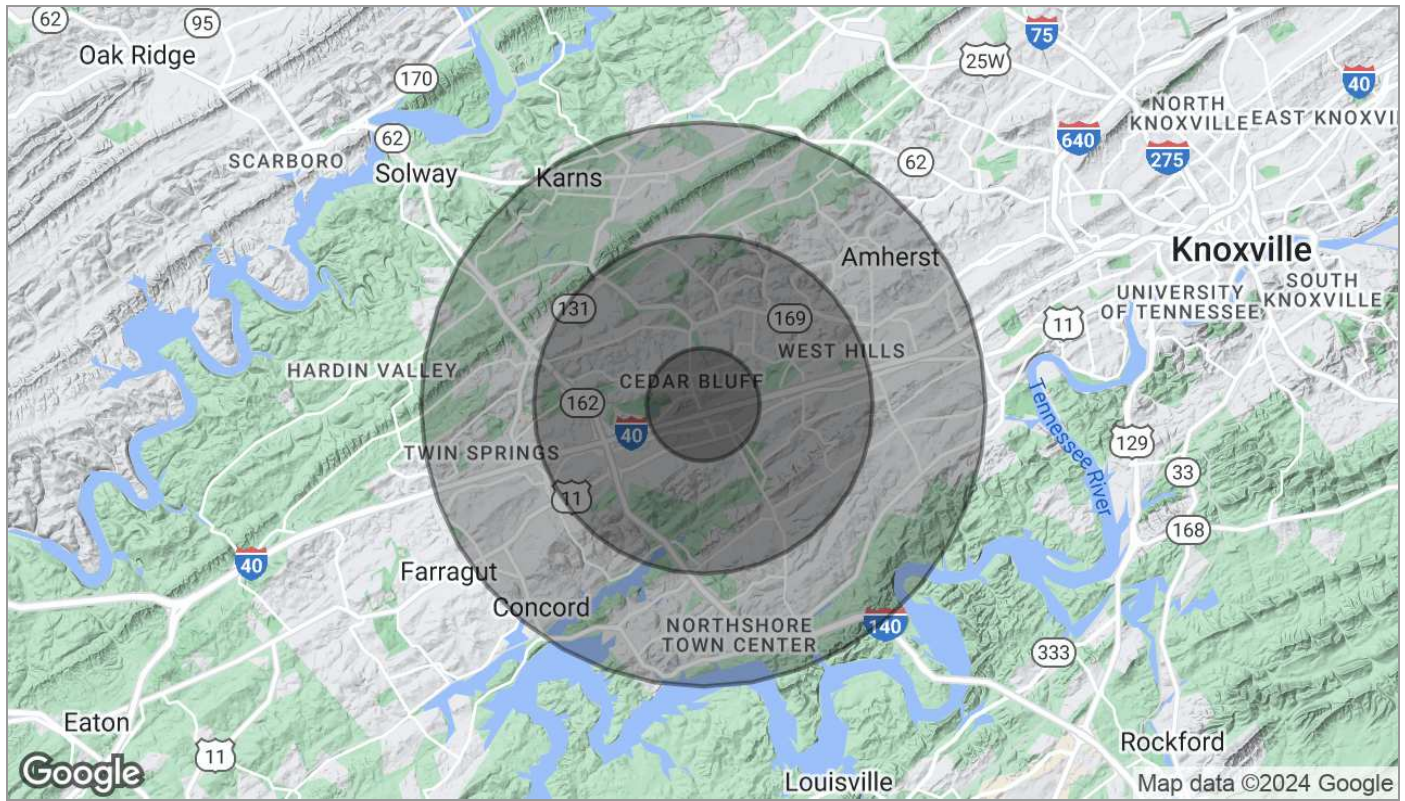


For Lease

Location Map



Demographics



Population	1 Mile	3 Miles	5 Miles
TOTAL POPULATION	6,359	51,688	126,670
MEDIAN AGE	34.5	36.3	36.4
MEDIAN AGE (MALE)	32.7	34.7	35.5
MEDIAN AGE (FEMALE)	35.7	37.5	37.3
Households & Income	1 Mile	3 Miles	5 Miles
TOTAL HOUSEHOLDS	2,846	22,012	52,678
# OF PERSONS PER HH	2.2	2.3	2.4
AVERAGE HH INCOME	\$67,027	\$79,631	\$83,578
AVERAGE HOUSE VALUE	\$206,517	\$221,373	\$221,340
Race	1 Mile	3 Miles	5 Miles
% WHITE	86.7%	88.4%	89.3%
% BLACK	9.0%	6.4%	5.5%
% ASIAN	1.8%	2.8%	2.6%
% HAWAIIAN	0.5%	0.2%	0.1%
% INDIAN	0.0%	0.1%	0.2%
% OTHER	1.0%	0.7%	0.6%
Ethnicity	1 Mile	3 Miles	5 Miles
% HISPANIC	9.8%	5.3%	4.5%

* Demographic data derived from 2020 ACS - US Census

For Lease

Available Spaces



SPACE		LEASE RATE	LEASE TYPE	SIZE (SF)	AVAILABILITY
200B	200-B	\$16.00 SF/YR	Full Service	2,278 SF	VACANT
360 Only	360	\$17.50 SF/YR	Full Service	2,965 SF	VACANT
360 & 380	360 & 380	\$17.50 SF/YR	Full Service	5,572 SF	VACANT
Suite 300	300	\$19 PER YEAR	Gross	3,040 SF	VACANT
Top Floor - 300	300	\$19 PER YEAR	Gross	3,040 SF	VACANT
Suite 103	103	\$23.50 SF/YR	Full Service	3,620 - 6,478 SF	VACANT
Suite 101	101	\$19.50 SF/YR	Gross	2,363 - 6,950 SF	VACANT